

**AUTHOR SUBMISSION GUIDELINES: STEP-BY-STEP
ICSEAT 2022**

A.	Registration/Login to Conference Management System (CMT) for ICSEAT 2022	2
B.	Abstract Submission to ICSEAT 2022	5
C.	Paper Submission to ICSEAT 2022.....	7
D.	Review Outcome & Action	9
D.1	Accepted – Prepare Camera Ready Submission.....	9
D.2	Revision – Revise Paper & Review Process	11
D.3	Reject – Full Paper is rejected for publication	12

A. Registration/Login to Conference Management System (CMT) for ICSEAT 2022

1. Please click on the paper submission button found on the [conference website submission page](#) to connect to CMT. Alternatively, you may access the [CMT webpage](#) directly.
 - If you do not have an account with CMT, please refer to Step 2-4.
 - If you have an existing account with CMT, you can login with your existing email and password. Skip to Step 5.

ICSEAT 2022
June 16-17, 2022
International Conference on Sustainable Engineering & Advanced Technology

Homepage
Important Dates
Keynote Speakers
Co-organizers
Registration Fee
Submission Guide
Accommodation
Contact
Committees

Author Submission Guide

1. Important Information

1.1 Abstract template

Click below to download an abstract template.

[Abstract Template](#)

1.2 Abstract submission

It is crucial that the author choose the most suitable scope in which she/he wants to present her/his work. Each submitted abstract will be acknowledged with a reference number of successful submissions. Please quote this reference number in all your future correspondence.

For abstract submission, please register/login to Conference Management Toolkit (CMT) and search for ICSEAT
Submit your abstract [here](#).

2. Click “Create Account button” to create an account after entering the CMT.

Microsoft CMT

Email

Password

Log In

[Forgot your password?](#) | [New to CMT? Register](#)

Download on the App Store | GET IT ON Google Play

3. Create an account by filling in the mandatory sections including the * marker.

Create New Account

Login information

* Email

Email

This email will be used to login into CMT

* Password

Password

* Confirm Password

Confirm Password

Create your login information.
This would be used to log in to
CMT

Personal Information

* First Name

First Name

Middle Initial

Initial

* Last Name

Last Name

Nickname

Nickname

* Organization Name

Organization Name

* Country/Region

Select...

▼

Input your personal information

External Profile Information

Google Scholar Id

Google Scholar Id

Semantic Scholar Id

Semantic Scholar Id

DBLP Id


DBLP Id

Setup the external profile
information (optional)

Verification

Enter the characters you see

New | Audio



Verify characters and accept
usage conditions

☐ I agree to the Microsoft CMT's Author's Statement, Terms Of Use and Privacy & Cookies

Register

No, thanks

4. Verify your account by clicking on the verification link that had been sent to your email address (If you did not receive an email, please check your Junk or Spam folder). Upon verification, you are registered to CMT, and you may login to CMT with your email and password.

Login Registration Reset Password

Welcome to CMT !

Your account [REDACTED] has been registered, please verify it by clicking the activation link that has been sent to this email address.

If you do not receive the activation link

If you do not receive our mail to activate account, the following are some of the possible reasons for the problem.

1. You typed in an incorrect email address.
2. Slow mail processing at your email server.
3. Your mailbox has exceeded quota.
4. Spam filters configured at your mailbox or email server have marked the email as spam.
5. There are connection issue with your email server.

CMT could not address issues related to your mailbox or mail server. You could probably try to use an email account such as Hotmail, Outlook, Gmail, or Yahoo! Mail. You will be able to change email address with your account later.

5. Upon login, the registered conferences are listed in the home page of CMT. Choose International Conference of Sustainable Engineering and Advanced Technologies (ICSEAT 2022). If the ICSEAT 2022 is not listed in your home page, you have to choose ICSEAT 2022 from the “All Conferences” tab.

Conferences MW Lim

Conference List

Step 1 – List of conferences

Step 2 – Search for ICSEAT 2022

My Conferences (1) All Conferences

ICSEAT 2022

Name	Start Date	Location	External URL
International Conference of Sustainable Engineering and Advanced Technologies, ICSEAT 2022	6/16/2022	Kuala Lumpur, Malaysia	https://www.icseat2022.net/

Step 3 – Click on the link

B. Abstract Submission to ICSEAT 2022

6. After logging into CMT with your email address and password, you can start the submission process by clicking “Create New Submission” button.

The screenshot shows the 'Author Console' interface. At the top, there is a navigation bar with 'Submissions', 'Help Center', 'Select Your Role : Author', 'ICSEAT2022', and 'MW Lim'. Below this, the 'Author Console' section has a link to 'Please click here to view Welcome Message & Instructions.' and a prominent '+ Create new submission' button. A table below shows columns for Paper ID, Title, Files, Status, and Actions. A green box highlights the 'Select Your Role : Author' dropdown, with an arrow pointing to a text box stating 'Your role should be selected as an author'. Another green box highlights the 'ICSEAT2022' dropdown, with an arrow pointing to a text box stating 'Conference Name'.

7. Fill up the form with the relevant information: (a) Paper title & abstract, (b) authors, (c) corresponding author, (d) relevant subject area and (e) corresponding author details.

The screenshot shows the 'Create New Submission' form. It includes a welcome message and a link to the submission guide. The form is divided into several sections: 'TITLE AND ABSTRACT' with fields for Title and Abstract (2000 characters left); 'AUTHORS' with a table for listing authors; 'SUBJECT AREAS' with checkboxes for Advanced material and processing research, Computational, modeling, and data analytics, Green technology, and Sustainable Development. Red boxes and arrows provide instructions: (a) Input your research paper title and abstract (maximum 2000 characters); (b) List down all authors; (c) Select primary contact (corresponding author); (d) Select the scope that is most relevant to your research paper (1 only); (e) Select primary contact (corresponding author).

(d) Select the scope that is most relevant to your research paper (1 only):

- Advanced material and processing research,
- Computational, modelling and data analysis,
- Green technology
- Sustainable development

Note: No file attachment is necessary for abstract submission, Skip this step at this stage.

FILES

You can upload from 0 to 2 files. Maximum file size is 100 Mb. We accept doc, docx formats.

Drop files here
-or-
[Upload from Computer](#)

ADDITIONAL QUESTIONS

1. Corresponding Author *

Full name

Full Name
116 characters left

2. Email address *

Corresponding author's Email address

Email Address
112 characters left

3. Name of Institute/University *

Name of Institute/University

Institution
114 characters left

4. Name of country *

Name of country

Country
118 characters left

5. Submission *

Please indicate the type of submission here

Abstract

Note: Select "Abstract" for type of submission

(e) Fill up corresponding author information

Click submit once all the above mentioned information are completed.

Submit **Cancel**

8. Return back to the Author Console. You may view the summary and status of your submission.

Submissions

Help Center Select Your Role : Author ICSEAT2022 MW Lim

Author Console

Please click [here](#) to view Welcome Message & Instructions.

+ Create new submission

1 - 1 of 1 « « 1 » » Show: 25 50 100 All Clear All Filters

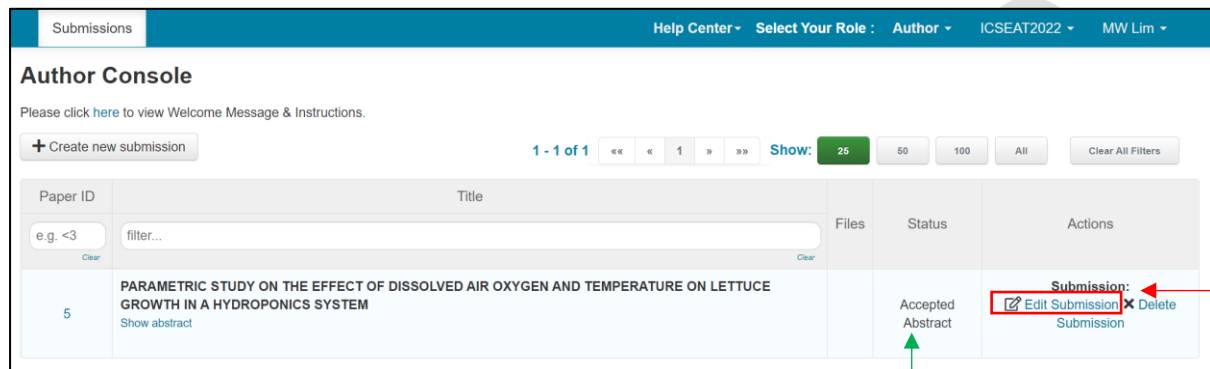
Paper ID	Title	Files	Status	Actions
5	PARAMETRIC STUDY ON THE EFFECT OF DISSOLVED AIR OXYGEN AND TEMPERATURE ON LETTUCE GROWTH IN A HYDROPONICS SYSTEM Show abstract		Awaiting Decision	Submission: Edit Submission Delete Submission

9. Once submitted, you should receive an **acknowledgement email** with a Paper ID for your reference within 7 days of your submission. The abstract would be reviewed for originality, significance, novelty and scope compatibility. You would be informed of the **abstract outcome** via a separate email within 4 weeks of your abstract submission. For any queries on the conference, please reference the paper ID in your corresponding email.

If you do not receive any acknowledgement email, please check your Spam/Junk folder.

C. Paper Submission to ICSEAT 2022

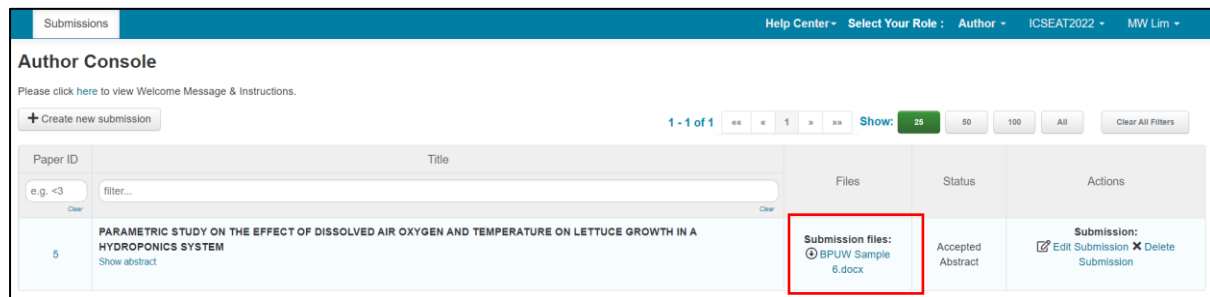
10. When you'd received an email notifying of accepted abstract outcome, you are required to prepare your full paper according to the [AIPCP Article Template](#).
11. Once you'd prepared your full paper, please submit your paper through the same CMT system. Log into your CMT, select ICSEAT 2022 conference to enter the Author Console. The author console will indicate that the abstract had been accepted. To submit your paper, click "Edit Submission".



12. The page with all the same information as per Step 7 will appear. You may update the title, abstract and other relevant information here. Upload the full paper in the Files section.

Click save changes once the files are uploaded.

13. Go back to the Author Console to check that the file had been uploaded into the CMT.



14. Once submitted, your paper would be sent for a double blind review process. Once the review process had been initiated, the paper status would be changed to “**Under Review**”.
15. You should receive a **notification email** detailing the outcome of the review. You may also check back the CMT system for any status updates. For any queries on the conference, please reference the paper ID in your corresponding email.

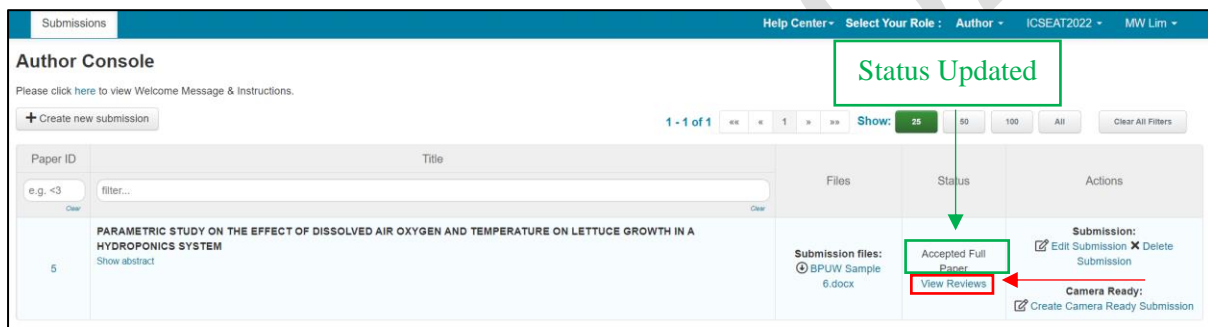
If you do not receive any acknowledgement email, please check your Spam/Junk folder.

D. Review Outcome & Action

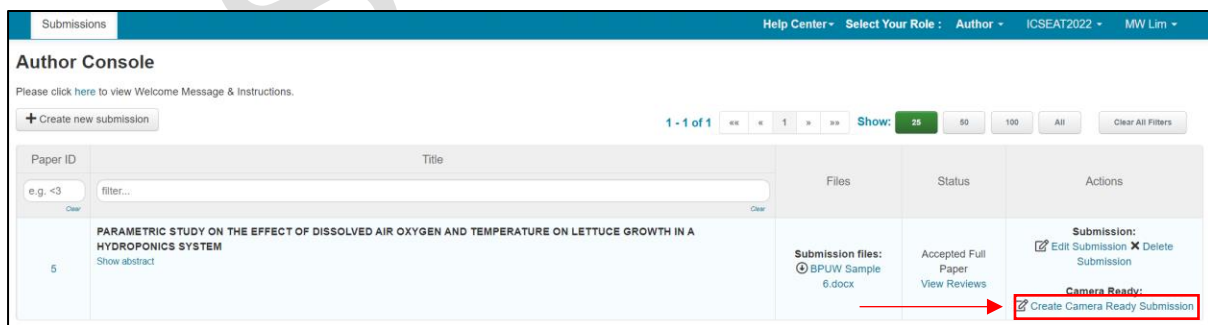
16. After the review process is complete, you would receive an email detailing the outcome of the review. There are three possible outcomes:
- Full Paper Accepted (Step 17-20): Full paper is accepted for publication with minor corrections (if any)
 - Full Paper Revision (Step 21-25): Paper contain technical issue and/or formatting issue that requires endorsement from reviewers
 - Full Paper Rejected (Step 26-28): Paper does not meet established standards

D.1 Accepted – Prepare Camera Ready Submission

17. The authors may view the comments from the reviewers by clicking on the “View Reviews” under the ‘Status’ column.



18. Once the reviews had been addressed by the authors, the authors may prepare camera ready submission.



19. Check that the title and abstract had been updated to the latest version, and all authors are included.

Submissions Help Center Select Your Role : Author ICSEAT2022 MW Lim

Create New Camera Ready Submission

Welcome to ICSEAT2022 Please be informed that our reviewers have completed the review of your manuscript. Kindly make corrections and submit the camera-ready manuscript by the given due date. Please visit the following link for the template of the abstract and full paper. <https://www.icseat2022.net/author-submission-guide/>

Paper ID: 5

TITLE AND ABSTRACT

* Title PARAMETRIC STUDY ON THE EFFECT OF DISSOLVED AIR OXYGEN AND TEMP

* Abstract The parametric studies on the relationship between temperature and dissolved oxygen is limited. These two parameters are essential for healthy lettuce growth especially the roots. Thus, the research was conducted to initially study the relationship between dissolved oxygen and temperature. The influence of temperature on dissolved oxygen concentration was studied by cooling nutrient solution for 24 hours to 18, 21 and 24°C. The dissolved oxygen concentration decreased by 0.3 to 0.5 mg/L as the temperature increased. The influence of different dissolved oxygen concentration on lettuce growth was subsequently investigated by cultivating lettuce at sub-saturated (2 – 4 mg/L), saturated (7 – 8 mg/L) and super-saturated (10 – 20 mg/L) dissolved oxygen concentration. The

616 characters left

AUTHORS
You may add your collaborators.

Primary Contact	Email	First Name	Last Name	Organization	Country
	llm.mee.wei@gmail.com	MW	Lim	SEGI University	Malaysia

Email + Add

Enter email to add new author.

Check final version!

Submit **Cancel**

20. At the camera ready submission, you are required to upload two files:
- Final Abstract – Formatted according to the [Camera Ready Abstract Template](#)
 - Camera Ready Paper – Formatted according to the [Camera Ready AIPCP Article Template](#)

FILES

You can upload from 1 to 2 files. Maximum file size is 350 Mb. We accept doc, docx formats.

Drop files here
-or-
 Upload from Computer

Upload the Final Abstract & Camera Ready Paper Here

ADDITIONAL QUESTIONS

1. Are you ready to submit? *

If the templates are wrong, the publication will be rejected.

☒ I agree

Submit **Cancel**

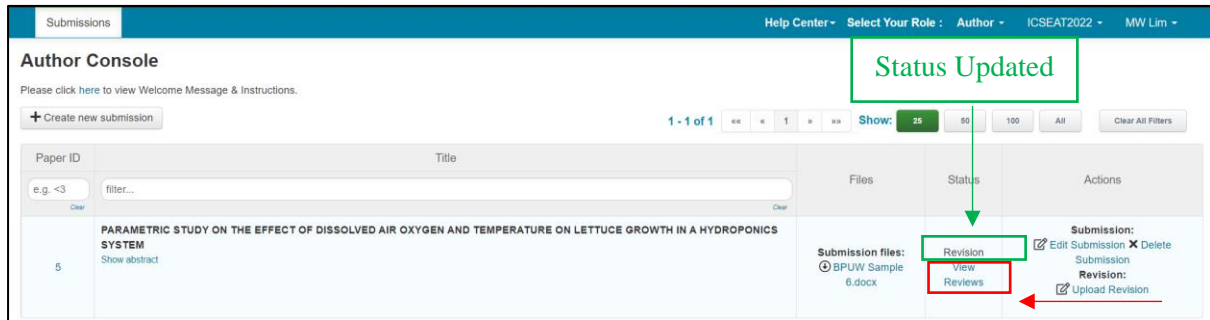
Ensure this is checked

Click submit once all the above mentioned information are completed.

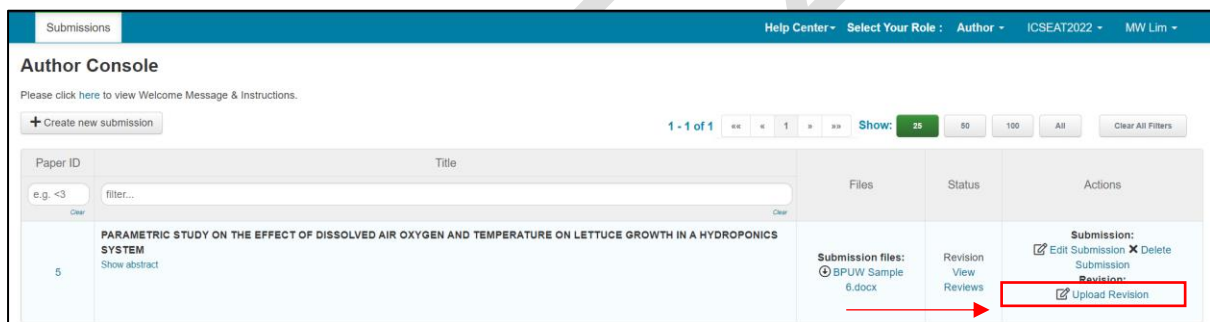
D.2 Revision – Revise Paper & Review Process

Revise paper according to reviewer comments, and resubmit for evaluation again. The authors may also choose to submit a new paper.

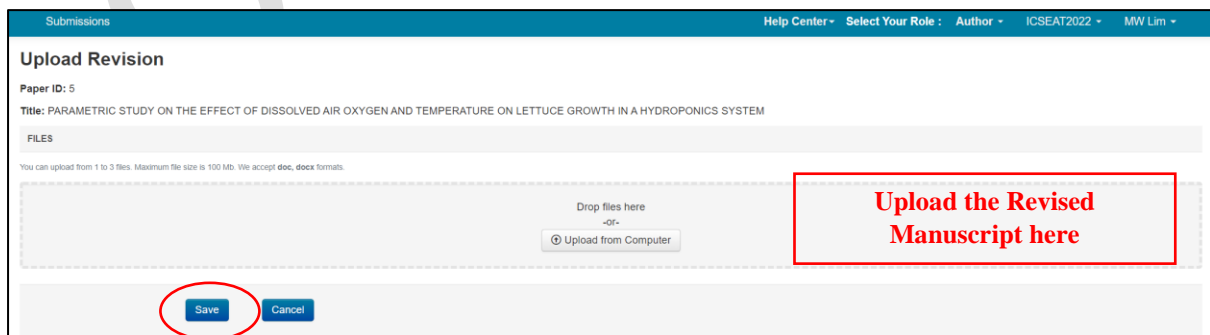
21. The authors may view the comments from the reviewers by clicking on the “View Reviews” under the ‘Status’ column.



22. The author may submit the manuscript for re-evaluation. Once the reviews had been addressed by the authors, the authors may upload the revised manuscript.

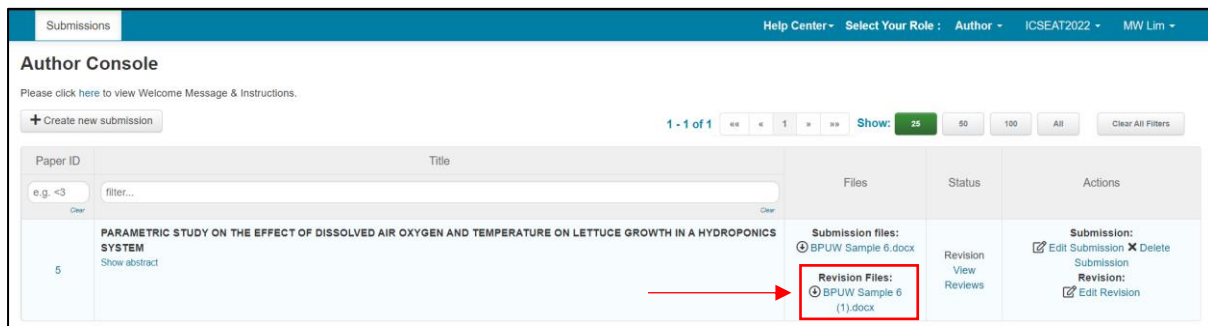


23. Upload the revised manuscript and click Save.



Click Save once all the above mentioned information are completed.

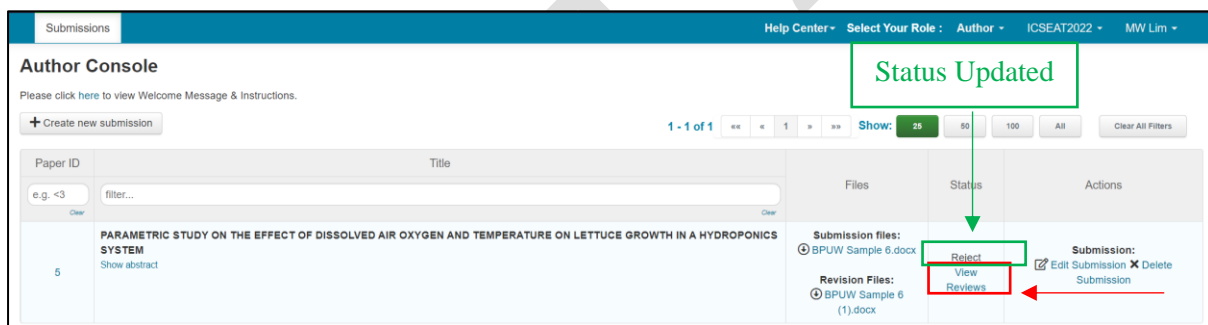
24. Return back to Author Console, and check that your submission is reflected in CMT system.



25. The revised manuscript would be sent for re-evaluation from Step 14. If the authors wish to submit a new paper, the author may submit a new abstract from Step 6.

D.3 Reject – Full Paper is rejected for publication

26. The authors may view the comments from the reviewers by clicking on the “View Reviews” under the ‘Status’ column.



27. The paper may be rejected due to the following (not limited to) several reasons:
- Severe technical issues, i.e. incomplete data, illogical arguments, unstructured arguments, etc.
 - Poor quality content
 - Lack of novelty
 - High similarity
 - Incomprehensible (Poor English writing)
28. The authors may choose to submit a new paper for consideration in ICSEAT 2022. If the authors wish to submit a new paper, the author may submit a new abstract from Step 6.